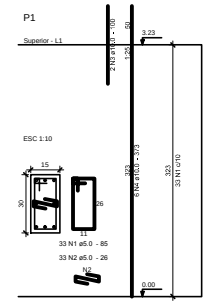

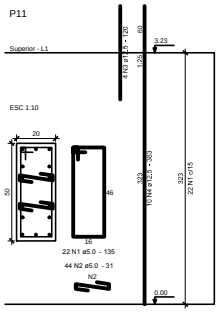

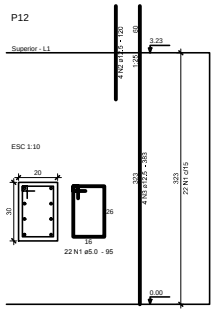

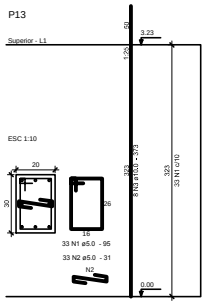

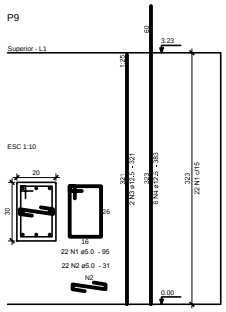

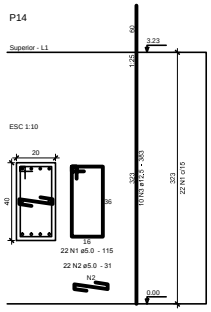

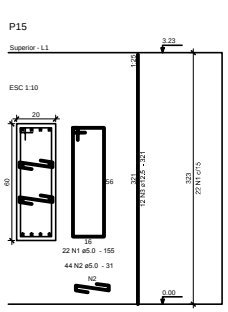

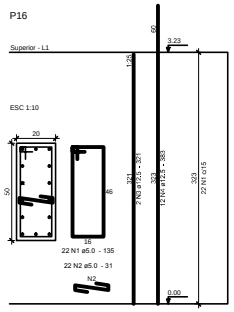

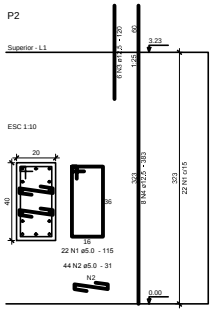

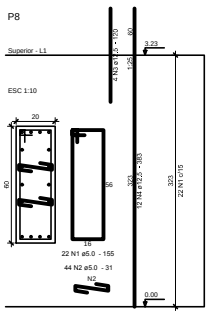

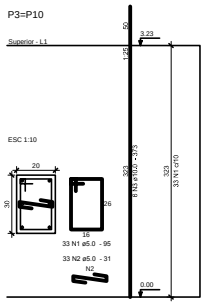

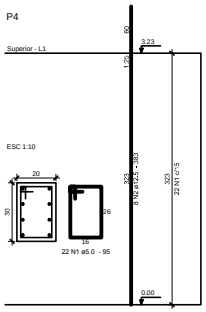

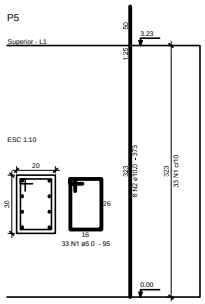

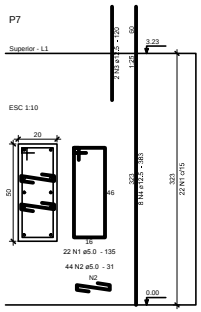

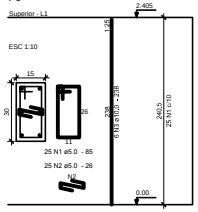

Relação do aço

ELEMENTO	AÇO	N	DIAM	Q	UNIT (cm)	C.TOTAL (cm)
P1	CA60	1	5.0	33	85	2805
	CA60	2	5.0	33	26	858
	CA50	3	10.0	2	100	200
	CA50	4	10.0	6	373	2238
P2	CA60	1	5.0	22	115	2530
	CA60	2	5.0	44	31	1364
	CA50	3	12.5	6	120	720
	CA50	4	12.5	8	383	3064
2xP3	CA60	1	5.0	66	95	6270
	CA60	2	5.0	66	31	2046
	CA50	3	10.0	12	373	4476
P4	CA60	1	5.0	22	95	2090
	CA50	2	12.5	8	383	3064
P5	CA60	1	5.0	33	95	3135
	CA50	2	10.0	8	373	2984
P6	CA60	1	5.0	25	85	2125
	CA60	2	5.0	25	26	650
	CA50	3	10.0	6	238	1428
P7	CA60	1	5.0	22	135	2970
	CA60	2	5.0	44	31	1364
	CA50	3	12.5	2	120	240
	CA50	4	12.5	8	383	3064
P8	CA60	1	5.0	22	155	3410
	CA60	2	5.0	44	31	1364
	CA50	3	12.5	4	120	480
	CA50	4	12.5	12	383	4596
P9	CA60	1	5.0	22	95	2090
	CA60	2	5.0	22	31	682
	CA50	3	12.5	2	321	642
	CA50	4	12.5	6	383	2298
P11	CA60	1	5.0	22	135	2970
	CA60	2	5.0	44	31	1364
	CA50	4	12.5	10	383	3830
P12	CA60	1	5.0	22	95	2090
	CA50	2	12.5	4	120	480
	CA50	3	12.5	4	383	1532
P13	CA60	1	5.0	33	95	3135
	CA60	2	5.0	33	31	1023
	CA50	3	10.0	8	373	2984
P14	CA60	1	5.0	22	115	2530
	CA60	2	5.0	22	31	682
	CA50	3	12.5	10	383	3830
P15	CA60	1	5.0	22	155	3410
	CA60	2	5.0	44	31	1364
	CA50	3	12.5	12	321	3852
P16	CA60	1	5.0	22	135	2970
	CA60	2	5.0	22	31	682
	CA50	3	12.5	2	321	642
	CA50	4	12.5	12	383	4596

Resumo do aço

AÇO	DIAM	C.TOTAL (m)	PESO + 10 % (kg)
CA50	10.0	143.1	97.1
	12.5	374	396.4
CA60	5.0	579.1	98.2

PESO TOTAL	
CA50	493.5
CA60	98.2

Vol. de concreto total = 3.87 m³
Área de forma total = 59.34 m²

DETALHE DO GANCHO DO PILAR
SESC:

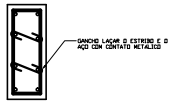

NOTAS GERAIS

- fck PARA OS ELEMENTOS ESTRUTURAIS DESTA PRANCHA >= 30MPa;
- ARMADURA LONGITUDINAL ACO-CA50, ESTRIBOS ACO-CA60;
- COBRIMENTO DA ESTRUTURA = 2cm;
- SERAO USADOS DISTANCIADORES PLÁSTICOS NA ESPESSURA DOS COBRIMENTOS DE TODAS AS PEÇAS ARMADAS;
- PREVER UM ADEQUADO CONTROLE DE QUALIDADE E RÍGIDOS LIMITES DE TOLERÂNCIA DA VARIABILIDADE DAS MEDIDAS;
- A EXECUCAO DEVERA OBEDECER AS PRESCRICOES DA NBR-6118:2003;
- A DOSAGEM DO CONCRETO TERA COMO BASE O fck ESPECIFICADO;
- NOS PRIMEIROS 7 DIAS A PARTIR DO LANCAMENTO, SERA FEITA A CURA DO CONCRETO, MANTENDO UMEDECIDA A SUPERFICIE;
- QUALQUER ALTERACAO QUE FOR NECESSARIA NESTE PROJETO, DEVERA SER COMUNICADA AO PROJETISTA, ANTES DA EXECUÇÃO;

DIREITOS AUTORAIS RESERVADOS. A REPRODUÇÃO TOTAL OU PARCIAL SEM PRÉVIA AUTORIZAÇÃO, SUJEITARÁ O INFRATOR ÀS PENAS DA LEI FEDERAL 9610/98 E LEI ESTADUAL Nº 4144.

REVISÃO	DISCRIMINAÇÃO	DATA	VISTOS
00	EMISSÃO INICIAL	06/01/2014	

CONSTRUTORA

LOCAL: ESTRADA DA SAUDADE, PETRÓPOLIS, R.J.

ARQUIVO:

PROJETISTA

URBANIZAÇÃO E REGULARIZAÇÃO DE ASSENTAMENTOS PRECÁRIOS
ESTRADA DA SAUDADE

PROJETO ESTRUTURAL DE CALCULO ESTRUTURAL
CENTRO DE EDUCAÇÃO INFANTIL NO FELIX
DO TÉRREO AO SUBSOLO - ARMAÇÃO DOS PILARES

ELABORADO: FERNANDO JOSÉ M. MOURÃO ENGENHEIRO CIVIL CREA-RJ 081.128.295-1-RJ

VISTO :

PLANTA : 15/20

DATA : MT/2013

DESENHO :

ESCALA : SEM ESC.